

- NOTE:
1. TRANSFORMER IS FREESTANDING IN ENCLOSURE
 2. METAL GAUGE TO CSA-C22 No. 94-M91
 3. PAINT ASA # 61 GRAY
 4. BOLTED, KNOCK DOWN CONSTRUCTION
 5. OPEN BOTTOM
 6. COVERED OPENING FOR ACCESS TO LIFTING POINTS

CSA TYPE 3R (NEMA 3R)
INDOOR/OUTDOOR USE

APPROX. WEIGHT:
CORE & COIL: 11800 LBS
ENCLOSURE: 1600 LBS
TOTAL: 13400 LBS

TRANSFORMER:

KVA: 1500

PRIMARY VOLTAGE CLASS: 34.5 KV

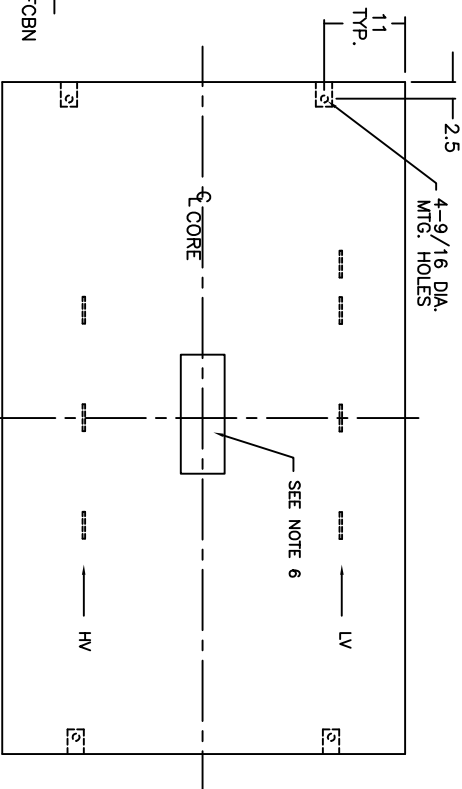
PRIMARY VOLTAGE: 34500 VOLTS DELTA*
OR
 27600 VOLTS DELTA*

OTHER _____

PRIMARY TAPS: 2x2.5% FCAN, 2x2.5% FCOBN

SECONDARY VOLTAGE: 600Y/347 VOLTS
OR
 480Y/277 VOLTS
OR
 OTHER _____

PLAN VIEW
(COVER REMOVED)



① NAME PLATE

PRIMARY B.I.L.:
SECONDARY B.I.L.: 150 KV
INSULATION CLASS: 10 KV
TEMPERATURE RISE: 220°C
IMPEDANCE: 150°C
SOUND LEVEL: STANDARD

WINDING MATERIAL:

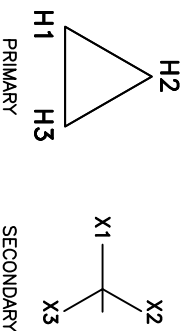
- COPPER
OR
 ALUMINUM

TERMINAL MATERIAL:

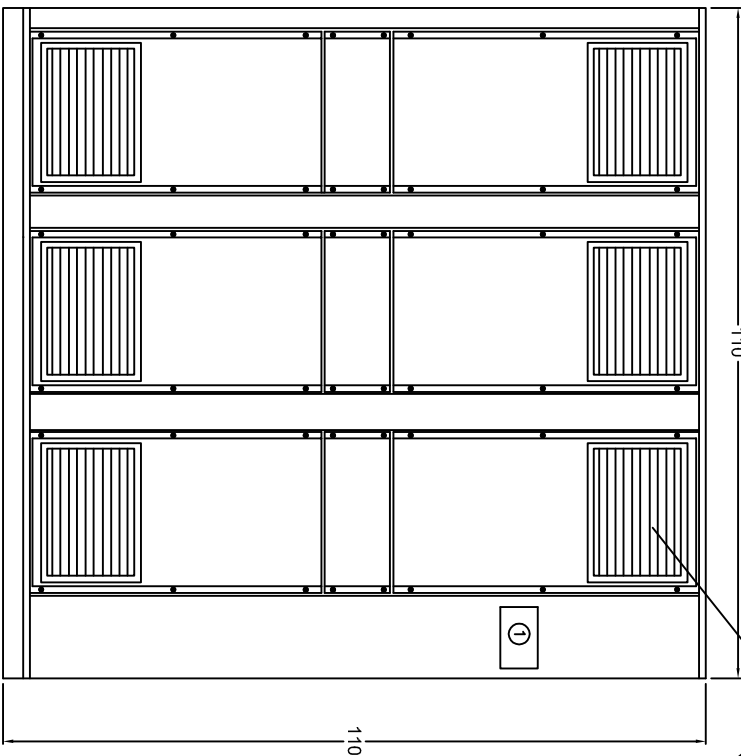
- COPPER
OR
 ALUMINUM

STANDARD FEATURES: ANTI-VIBRATION PADS

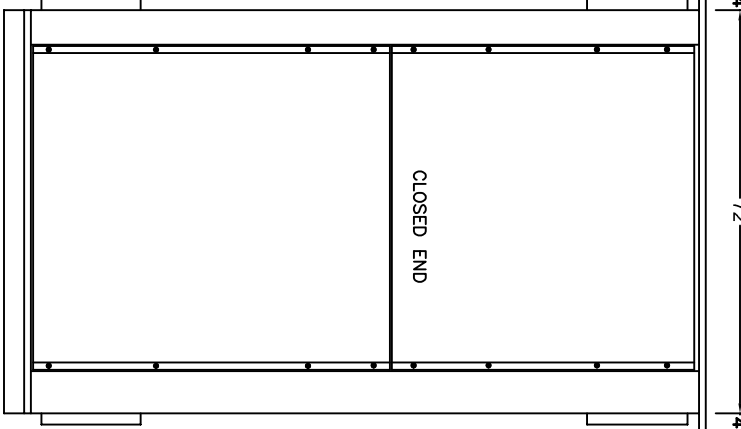
VECTOR DIAGRAM



FRONT VIEW



END VIEW



Note: Dimensions may change if units are co-ordinated with switchgear.
Dimensions are estimates. For firm dimensions contact factory.
*For Y-Y connection consult factory for dimensions

REV.	REMARKS	BY	DATE

REX POWER MAGNETICS
DIVISION OF TRANSFORMER INDUSTRIES INC.

DESIGNER: N.T.S. DRAWN BY: SARKIS DATE: JUNE 8, 1970 CHECKED BY: DAM DATE: JUNE 8, 1970

TITLE: 1500KVA 34.5KV CLASS ENCLOSURE OUTLINE NEMA-3R

DRAWING No. 1500KVA-BL150-3R