

- NOTE:
1. TRANSFORMER IS FREESTANDING IN ENCLOSURE
 2. METAL GAUGE TO CSA-C22 No. 94-M91
 3. PAINT ASA # 61 GRAY
 4. BOLTED, KNOCK DOWN CONSTRUCTION
 5. OPEN BOTTOM
 6. COVERED OPENING FOR ACCESS TO LIFTING POINTS

CSA TYPE 3R (NEMA 3R)
INDOOR/OUTDOOR USE

APPROX. WEIGHT:
CORE & COIL: 16800 LBS
ENCLOSURE: 1900 LBS
TOTAL: 18700 LBS

TRANSFORMER:

KVA: 3500

PRIMARY VOLTAGE CLASS: 18 KV

PRIMARY VOLTAGE: 13800 VOLTS DELTA
OR
 12470 VOLTS DELTA
OR
 OTHER _____

PRIMARY TAPS: 2x2.5% FCAN, 2x2.5% FCBN

SECONDARY VOLTAGE: 600V/347 VOLTS
OR
 480V/277 VOLTS
OR
 OTHER _____

PRIMARY B.I.L.: 95 KV
SECONDARY B.I.L.: 10 KV
INSULATION CLASS: 220°C
TEMPERATURE RISE: 150°C
IMPEDANCE: STANDARD
SOUND LEVEL: STANDARD

WINDING MATERIAL:

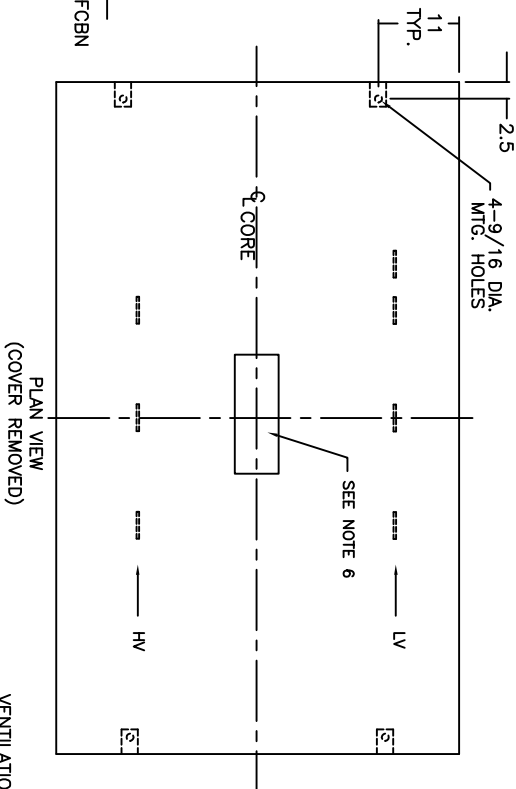
- COPPER
OR
 ALUMINUM

TERMINAL MATERIAL:

- COPPER
OR
 ALUMINUM

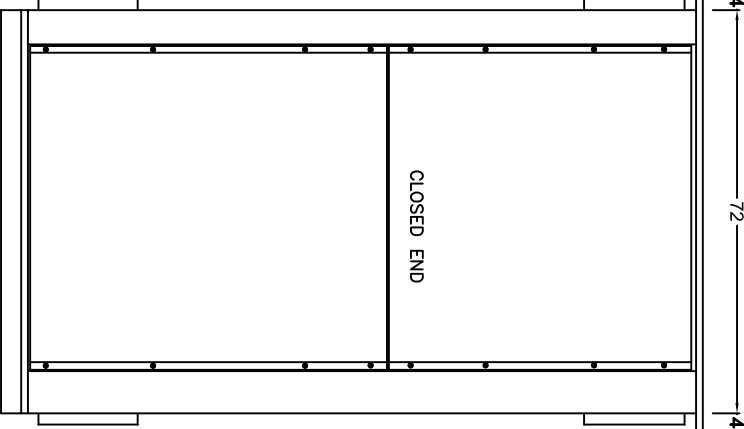
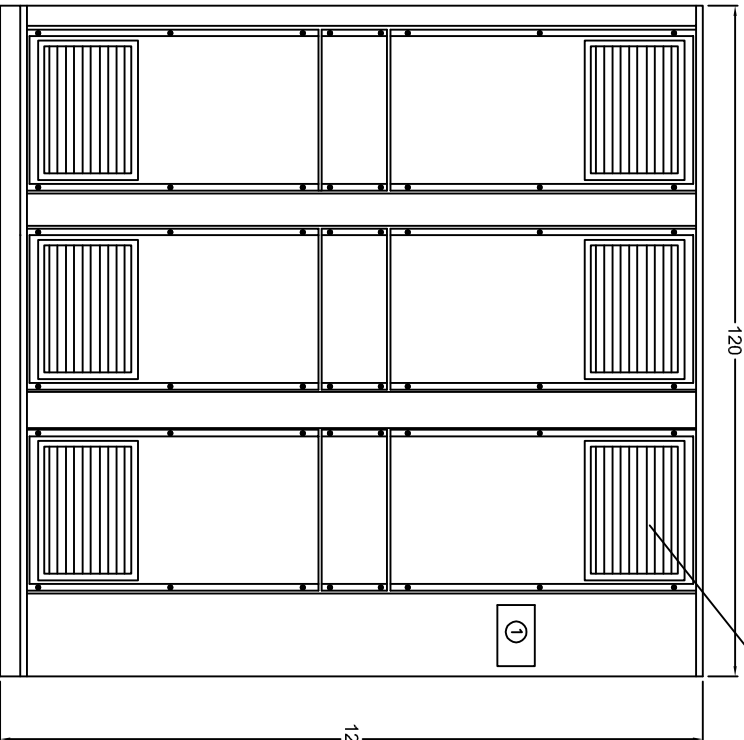
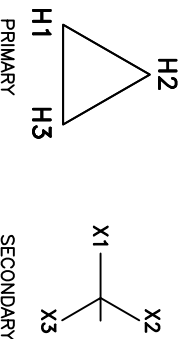
STANDARD FEATURES:

ANTI-VIBRATION PADS



① NAME PLATE

VECTOR DIAGRAM



Note: Dimensions may change if units are co-ordinated with switchgear.
Dimensions are estimates. For firm dimensions contact factory.

REV.	REMARKS	BY	DATE

REX POWER MAGNETICS
DIVISION OF TRANSFORMER INDUSTRIES INC.

DESIGNED BY: SARKIS DATE: JUNE 8, 10
DRAWN BY: DAMI DATE: JUNE 8, 10
CHECKED BY: SARKIS DATE: JUNE 8, 10

TITLE: 3500KVA 18KV CLASS ENCLOSURE OUTLINE
NEMA-3R

DRAWING No. 3500KVA-BIL95-3R