

- NOTE:
1. TRANSFORMER IS FREESTANDING IN ENCLOSURE
 2. METAL GAUGE TO CSA-C22 No. 94-M91
 3. PAINT ASA # 61 GRAY
 4. BOLTED, KNOCK DOWN CONSTRUCTION
 5. OPEN BOTTOM
 6. COVERED OPENING FOR ACCESS TO LIFTING POINTS

CSA TYPE 3R (NEMA 3R)
INDOOR USE

APPROX. WEIGHT:
CORE & COIL: 29900 LBS
ENCLOSURE: 2800 LBS
TOTAL: 32700 LBS

TRANSFORMER:

KVA: 5000

PRIMARY VOLTAGE CLASS: 34.5 KV

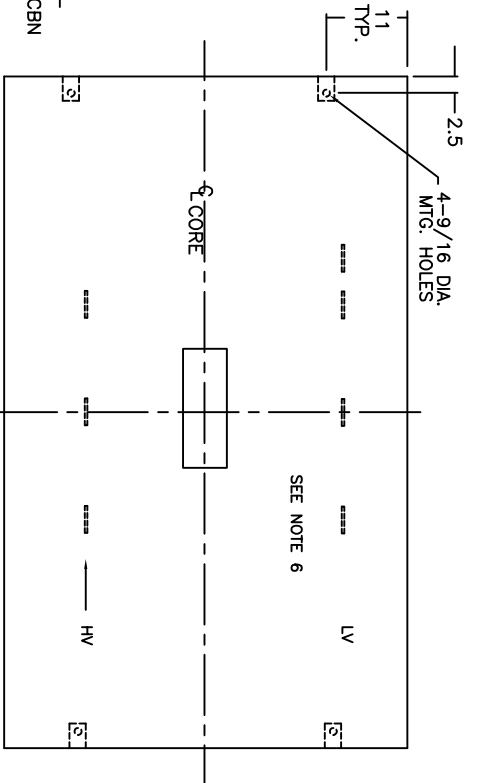
PRIMARY VOLTAGE: 34500 VOLTS DELTA*
OR
 27600 VOLTS DELTA*

OTHER _____

PRIMARY TAPS: 2x2.5% FCAN, 2x2.5% FCBN

SECONDARY VOLTAGE: 600V/347 VOLTS
OR
 480V/277 VOLTS
OR
 OTHER

PLAN VIEW



① NAME PLATE

PRIMARY B.I.L.: 150 KV

SECONDARY B.I.L.: 10 KV

INSULATION CLASS: 220°C

TEMPERATURE RISE: 150°C

IMPEDANCE: STANDARD

SOUND LEVEL: STANDARD

WINDING MATERIAL:

- COPPER
OR
 ALUMINUM

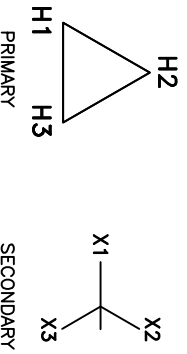
TERMINAL MATERIAL:

- COPPER
OR
 ALUMINUM

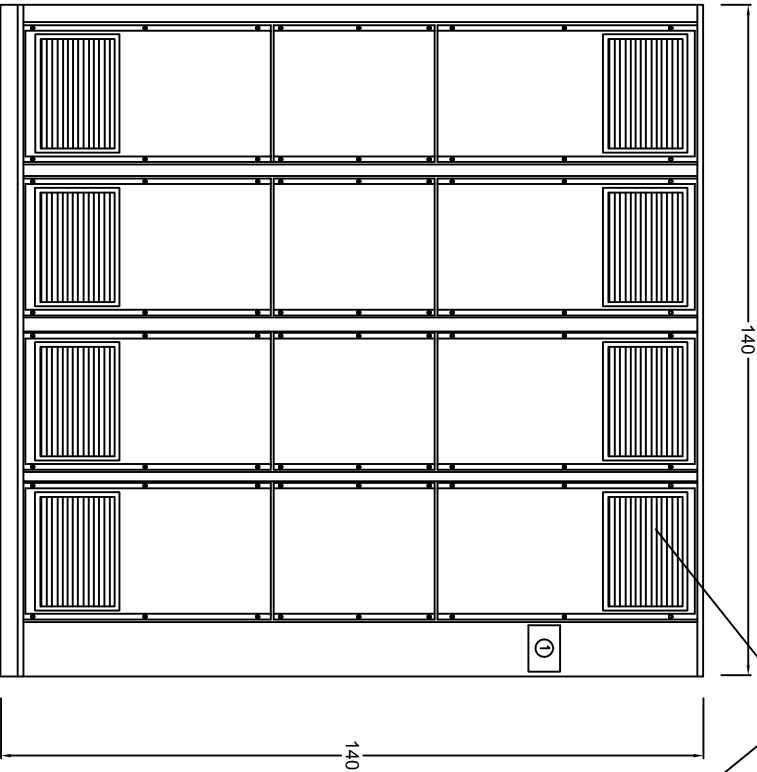
STANDARD FEATURES:

ANTI-VIBRATION PADS

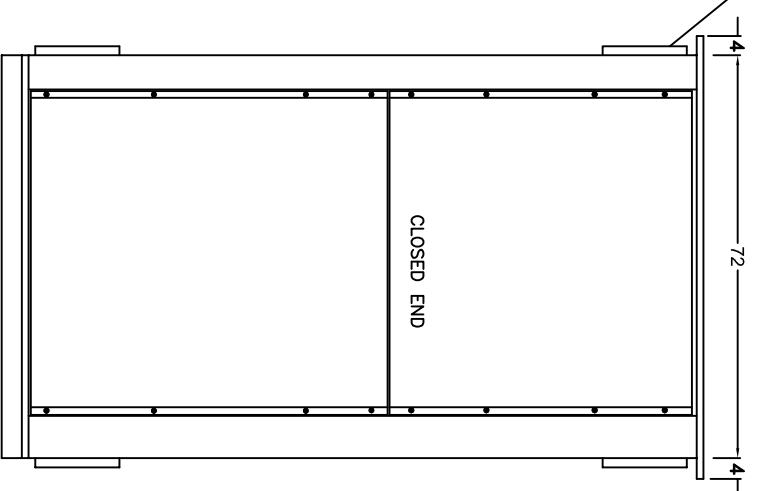
VECTOR DIAGRAM



FRONT VIEW



END VIEW



Note: Dimensions may change if units are co-ordinated with switchgear.

Dimensions are estimates. For firm dimensions contact factory.

*For Y-Y connection consult factory for dimensions

REV.	REMARKS	BY	DATE

REX POWER MAGNETICS

DIVISION OF TRANSFACTOR INDUSTRIES INC.

DESIGNED BY: SARKIS DATE: JUNE 8, 1980

DRAWN BY: DAMI DATE: JUNE 8, 1980

TITLE: 5000KVA 34.5KV CLASS ENCLOSURE OUTLINE

NEMA-3R

DRAWING No. 5000KVA-BILL50-3R