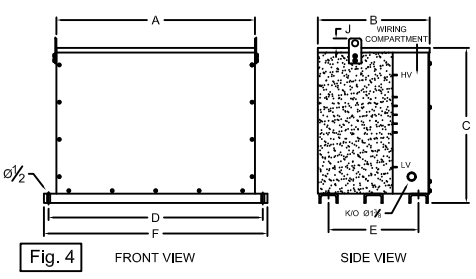
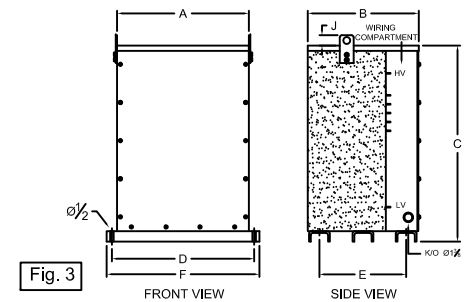
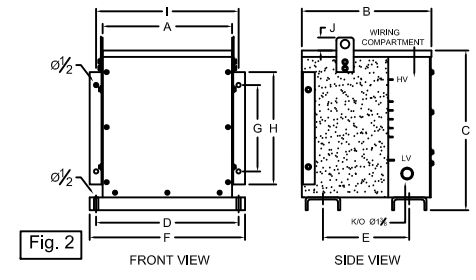
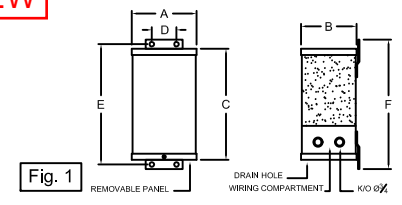


NEW

TYPICAL SIZES KVA	PHASE	DIMENSIONS (INCHES)										Fig. No.	APR. WEIGHT Lbs.	CAT. No.	ENCL. SIZE No.
		A	B	C	D	E	F	G	H	I	J				
0.250 0.500	1	5¼	4½	9.0	2.0	9½	10½	—	—	—	—	1	17 20	SC0.250J-K/EP SC0500J-K/EP	A1E
0.750 1	1	6.0	5.0	10.0	2.0	11¾	12¼	—	—	—	—	1	23 27	SC0750J-K/EP SC1J-K/EP	B1E
1.5 2 3	1	7¾	6½	11¼	2.0	12¼	13.0	—	—	—	—	1	40 45 55	SC1.5J-K/EP SC2J-K/EP SC3J-K/EP	C1E
5 7.5	1	12½	12½	15.0	14.0	8.0	15.0	8.0	10.0	14.0	1½	2	100 117	SC5J-K/EP SC7J-K/EP	D1E
10 15	1	15.0	14¾	18.0	16½	10.0	18.0	10.0	13.0	16½	1½	2	210 141	SC10J-K/EP SC15J-K/EP	E1E
25 37.5	1	18.0	14	24¾	19	9.0	20½	14.0	16.0	19.0	1½	2	296 625	SC25J-K/EP SC37J-K/EP	F1E
50	1	19.0	16.0	28¾	20½	12½	22.0	—	—	—	1½	3	750	SC50J-K/EP	G1E
75 100	1	25.0	20.0	31.5	27.5	16.0	29.0	—	—	—	1½	3	960 1500	SC75J-M/EP SC100J-M/EP	H1E
1.5 2	3	11.0	10.0	15.0	12½	7.0	14.0	8.0	10.0	12½	1½	2	145 150	BC1.5J-M/EP BC2J-M/EP	A3E
3 6	3	15.0	11.0	15¾	16½	8.0	18.0	8.0	10.0	16¾	1½	2	152 210	BC3J-M/EP BC6J-M/EP	B3E
9	3	18.0	12½	17.0	19½	9½	21.0	—	—	19½	1½	2	178	BC9J-M/EP	C3E
15	3	21.0	14.0	17½	22½	9½	24.0	10.0	13.0	22½	1½	2	380	BC15J-M/EP	D3E
30	3	21.0	18.0	19¾	22½	14½	24.0	10.0	13.0	22½	1½	2	540	BC30J-M/EP	E3E
45 45/T80 75	3	26.0	18.0	25.0	28¾	15¼	30.0	—	—	—	1½	4	670 1100 1200	BC45J-M/EP BC45J-M/EP/T80 BC75J-M/EP	F3E G3E



NEW

NEW

NEW

RE-NAMED ENC. SIZE / ADDED NEW DESIGNS BOX #: H1E, C3E, F3E				AP	MAR.29, 2011
REV.	REMARKS			BY:	DATE:
REX POWER MAGNETICS DIVISION OF TRANSFACTOR INDUSTRIES INC.					
DRAWN BY: AP		DATE: MAR.8, 2011			
CHECKED BY: V.S.		DATE: MAR.8, 2011			
TITLE: EPOXY ENCAPSULATED ENCLOSURES					
SCALE: N.T.S.	TYPE: NEMA 3R		DWG. No.		